



TITAN
FITNESS



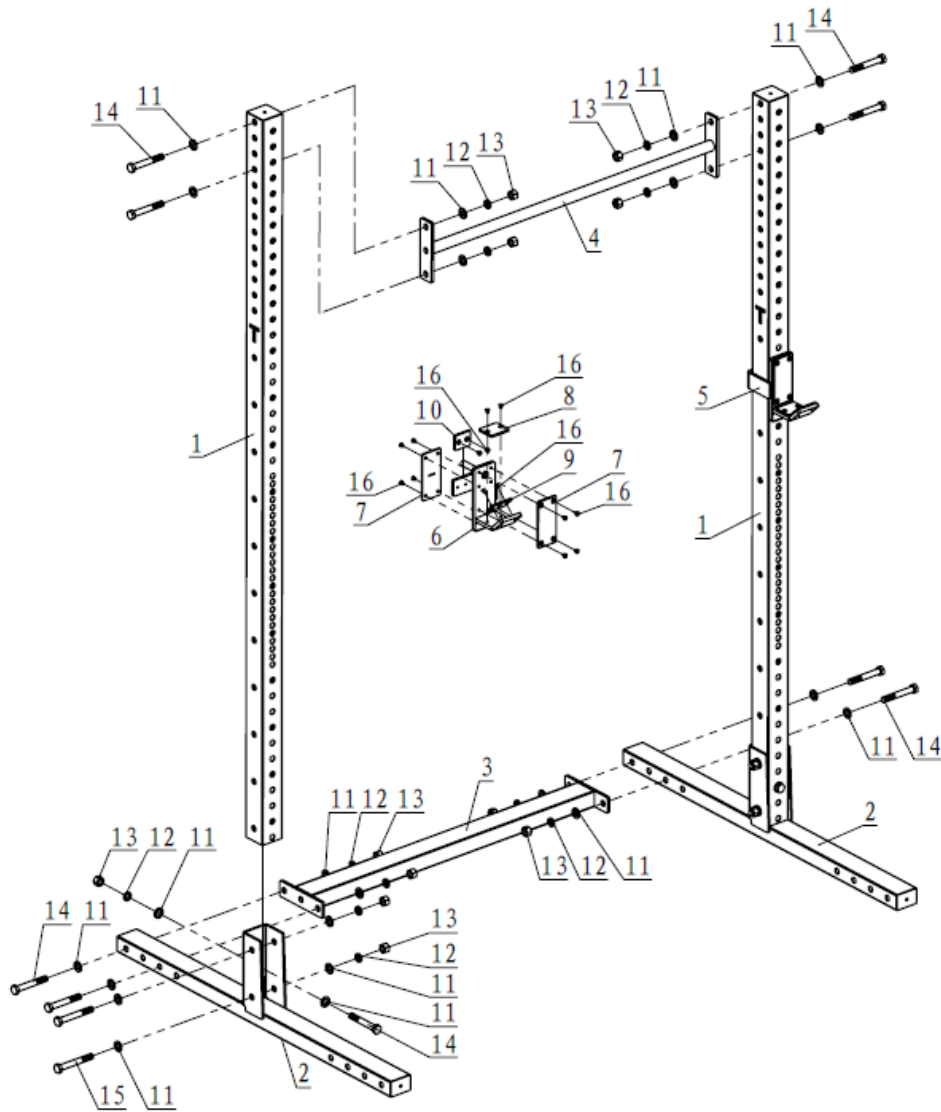
OWNER'S MANUAL

MPN(s): X3SQTUP92-X3SQTBASE

SKU(s): 401403

UPC(s): 840009217050

PARTS DIAGRAM / EXPLODED VIEW



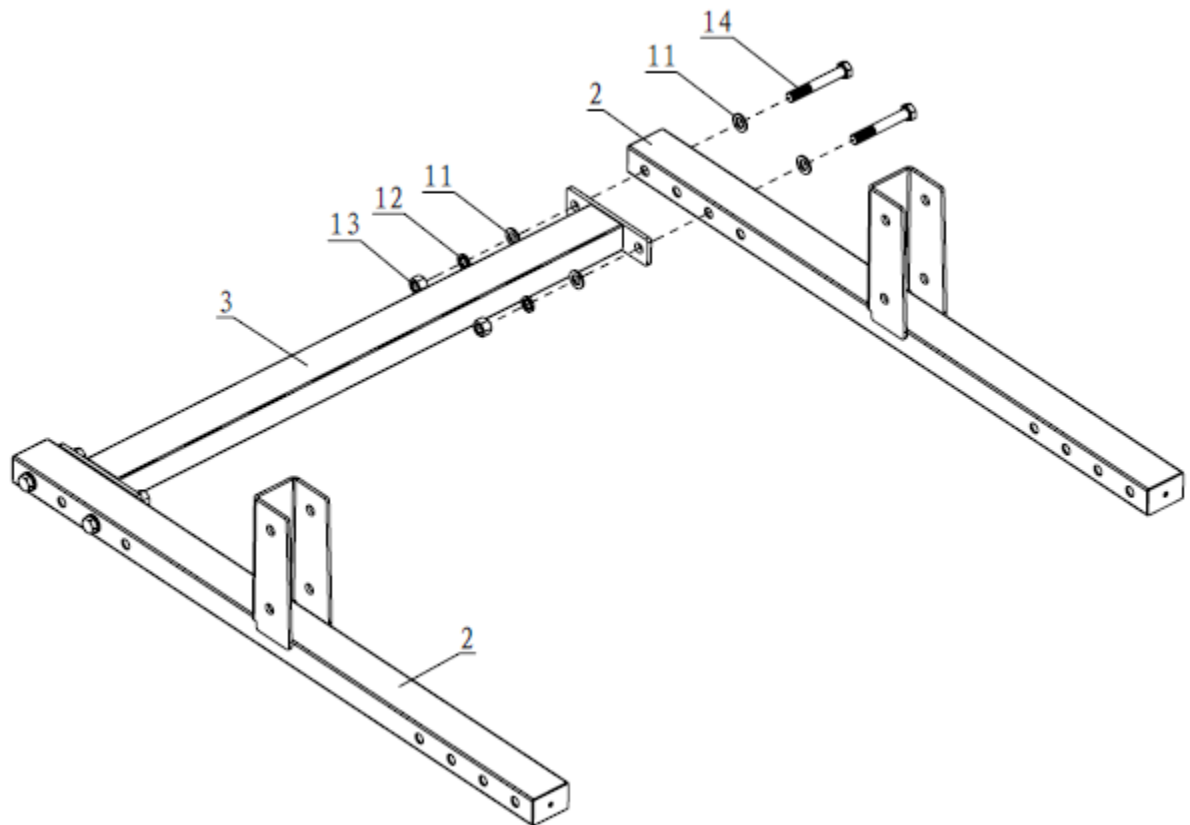
KEY	BOX	DESCRIPTION	QTY	KEY	BOX	DESCRIPTION	QT
(1)	2	Upright Frame	2	(9)	1	Front Plastic Plate 68*48*5	2
(2)	1	Base Frame	2	(10)	1	Short Plastic Plate 58*48*5	2
(3)	1	Connecting Frame	1	(11)	1	Flat Washer $\Phi 17 * \Phi 30 * 3$	28
(4)	1	Pull Up Bar	1	(12)	1	Spring Washer $\Phi 16$	14
(5)	1	Left J-Hook	1	(13)	1	M16 Nut	14
(6)	1	Right J-Hook	1	(14)	1	Hex Bolt M16*110	10
(7)	1	Long Plastic Plate 148*68*5	4	(15)	1	Hex Bolt M16*120	4
(8)	1	Plastic Plate 68*58*5	2	(16)	1	Countersunk head screw M6*10	28



ASSEMBLY INSTRUCTIONS

STEP 1

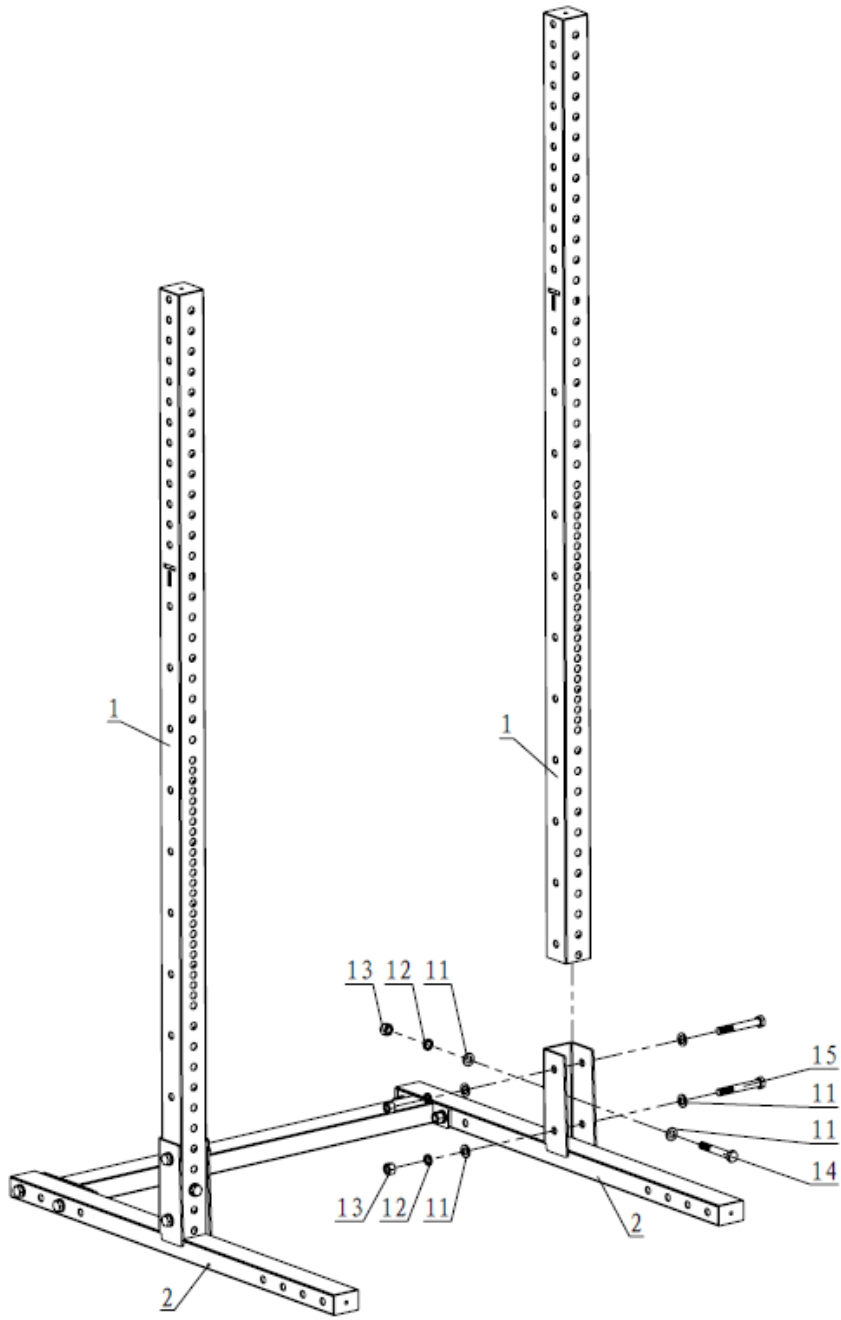
Assemble the Base Frame (2) and Connecting Frame (3), using Flat Washer $\Phi 17*\Phi 30*3$ (11), Spring Washer (12), Nut M16 (13) and Hex Bolt M16*110 (14).



ASSEMBLY INSTRUCTIONS

STEP 2

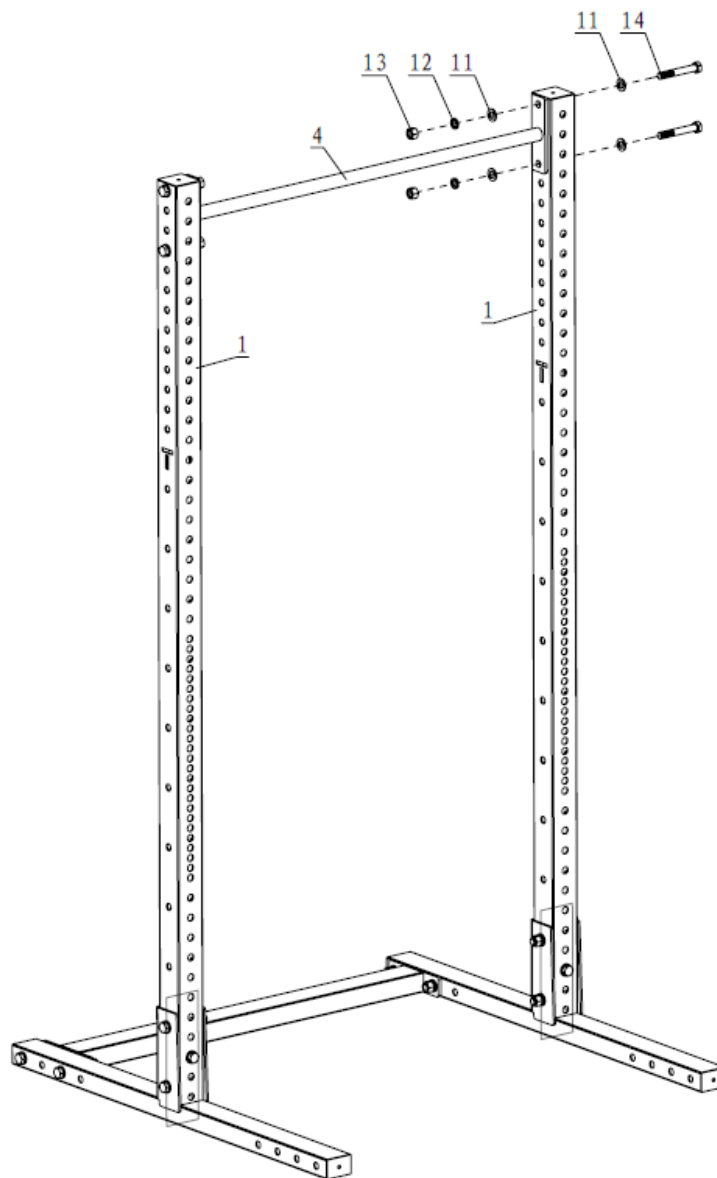
Assemble the Upright Frame (1) on the Base Frame (2), using Flat Washer $\Phi 17*\Phi 30*3$ (11), Spring Washer (12) Nut M16 (13), Hex Bolt M16*110(14) and Hex Bolt M16*120 (15).



ASSEMBLY INSTRUCTIONS

STEP 3

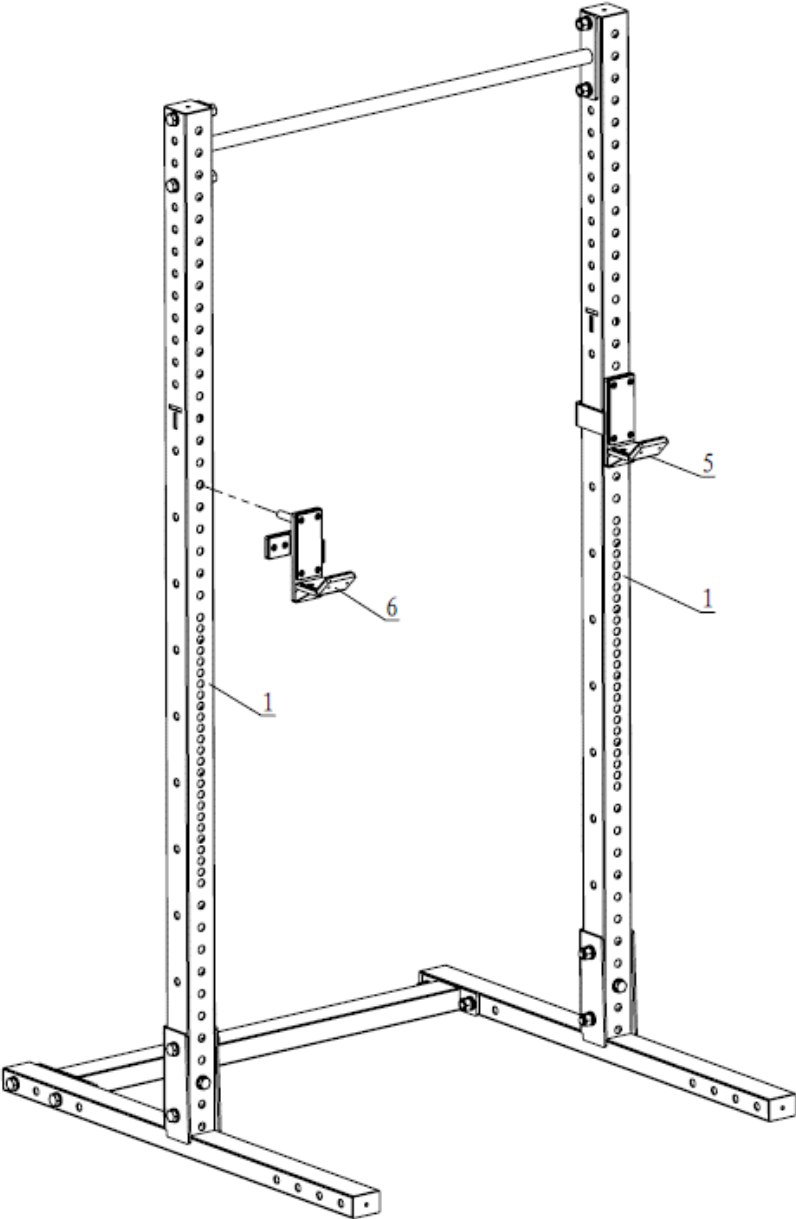
Assemble the Pull Up Bar (4) on the Upright Frame (1), using Flat Washer $\Phi 17*\Phi 30*3$ (11), Spring Washer (12) Nut M16 (13), and Hex Bolt M16*110 (14).



ASSEMBLY INSTRUCTIONS

STEP 4

Install the Left & Right J-HOOK (5 & 6) on Upright Frame (1)





This concludes the X3SQTUP92 – X3SQTBASE

Owner's Manual.

*If applicable to your product, make sure to tighten
all nut-and-bolt combinations before use.*

Enjoy!

DISCLAIMER

This equipment must be used with care by capable and competent individuals under supervision, if necessary.

The use of any fitness equipment, including this one, involves the potential risk of injury. You accept and assume full responsibility for any and all injuries, damages (both economic and non-economic), and losses of any type, which may occur, and you fully and forever release and discharge Titan, its insurers, employees, officers, directors, associates, and agents from any and all claims, demands, damages, rights of action, or causes of action, present or future, whether the same be known or unknown, anticipated, or unanticipated, resulting from or arising out of the use of said equipment.

TITAN MAKES NO WARRANTY WHATSOEVER WITH RESPECT TO THE EQUIPMENT, INCLUDING ANY WARRANTY OF MERCHANTABILITY OR WARRANTY OF FITNESS FOR A PARTICULAR PURPOSE, WHETHER EXPRESS OR IMPLIED BY LAW, COURSE OF DEALING, COURSE OF PERFORMANCE, USAGE OF TRADE OR OTHERWISE. BUYER ASSUMES ALL LIABILITY IN USE OF THE EQUIPMENT.

NEED HELP?

CONTACT US FIRST.

1 (800) 605-8241

info@titandistributorsinc.com / www.titan.fitness

Business Hours: Monday–Friday • 8:00 a.m.–5:00 p.m. (CT)

