

JR. GYMNASTICS KIP BAR

KIPBARHD

409033

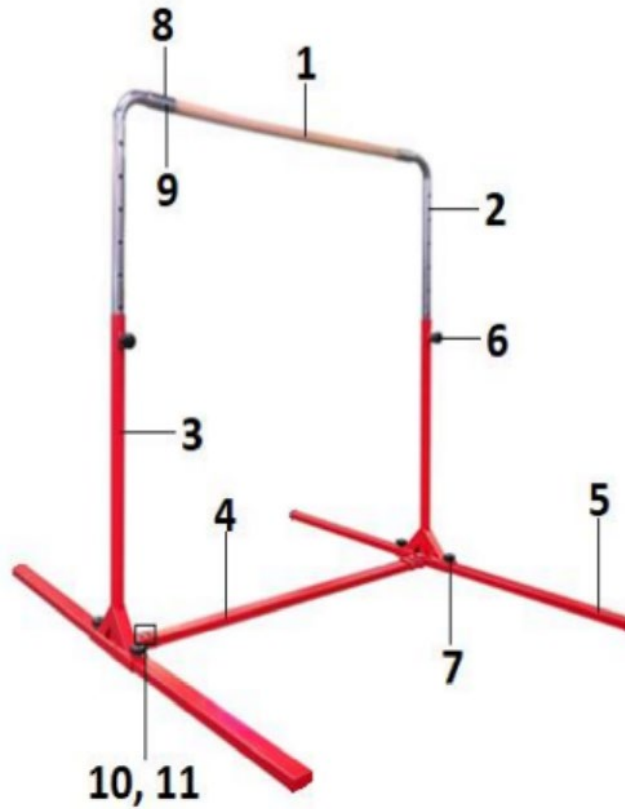


Operator's Manual

Read the Operator's Manual entirely. When you see this symbol, the subsequent instructions and warnings are serious follow without exception. Your life and the lives of others depend on it!

Cover photo may show optional equipment not supplied with standard unit. For an Operator's Manual and Decal Kit in French or Spanish Language, please see your dealer.

PARTS DIAGRAM / EXPLODED VIEW




KEY	BOX	DESCRIPTION	QTY
(1)	1	WOOD HANDLE	1
(2)	1	ADJUSTABLE TUBE	2
(3)	1	UPRIGHT	2
(4)	1	CROSS FRAME	1
(5)	1	BASE FRAME	2
(6)	1	POP PIN	2
(7)	1	THREADED KNOB	4
(8)	1	WOOD SCREW	4
(9)	1	BOLT M4-1.0	4
(10)	1	COLT M10-1.5X24MM	4
(11)	1	FLAT WASHER M10	4
N/A	1	ALLEN KEY	1

ASSEMBLY INSTRUCTIONS



STEP 1:

Place an **UPRIGHT (3)** over one end of the **CROSS FRAME (4)** and the middle of a **BASE FRAME (5)**.



STEP 2:

Secure the **UPRIGHT (3)** by installing the **THREADED KNOBS (7)** and using the **ALLEN KEY** to install the **BOLTS M10-1.5x24MM (10)** and the **FLAT WASHERS M10 (11)**.




STEP 3:

Insert the **WOOD HANDLE (1)** into both **ADJUSTABLE TUBES (2)** and align the holes.




STEP 4:

Insert the **ADJUSTABLE TUBE (2)** into the **UPRIGHT (3)** and lock it in place with the **POP PIN (6)**.





STEP 5:

Install a **BOLT M10-1.5x24MM (9)** into both sides of each **ADJUSTABLE TUBE (2)**.



STEP 6:

Install a **WOOD SCREW (8)** into the top and bottom of each **ADJUSTABLE TUBE (2)**.



ACKNOWLEDGEMENT OF RISK AND RELEASE OF LIABILITY

The use of any equipment, including this one, involves the potential risk of injury. Apart from any warranty claim that might be presented for a claimed defect in material or workmanship of the product, you accept and assume full responsibility for any and all injuries, damages (both economic and non-economic), and losses of any type, which may occur, and you fully and forever release and discharge Titan, its insurers, employees, officers, directors, associates, and agents from any and all claims, demands, damages, rights of action, or causes of action, present or future, whether the same be known or unknown, anticipated, or unanticipated, resulting from or arising out of the use of said equipment.

This equipment must be used with care by capable and competent individuals under supervision,

WARNING



Heavy object. Use lifting aids and proper lifting techniques when moving.



Choking hazard. Small parts – Please exercise caution if small children or pets are present.



Sharp objects may be involved. Use precaution and protection.

TITAN LIMITED WARRANTY: TERMS, EXCLUSIONS AND LIMITATIONS OF REMEDIES

This product comes with a one (1) year limited warranty that can be found at www.titan.fitness/warranty.html Please review the same for all details regarding the Titan Limited Warranty.

THE TITAN LIMITED WARRANTY FOUND AT WWW.TITAN.FITNESS/WARRANTY IS EXCLUSIVE AND IS IN LIEU OF ALL OTHER WARRANTIES, EXPRESS OR IMPLIED, INCLUDING ANY IMPLIED WARRANTY OF MERCHANTABILITY AND/OR FITNESS FOR A PARTICULAR PURPOSE, EACH OF WHICH IS HEREBY DISCLAIMED.



NEED HELP? CONTACT US FIRST.

1-888-410-1503

info@titan.fitness

www.titan.fitness

© 2021 Titan Brands