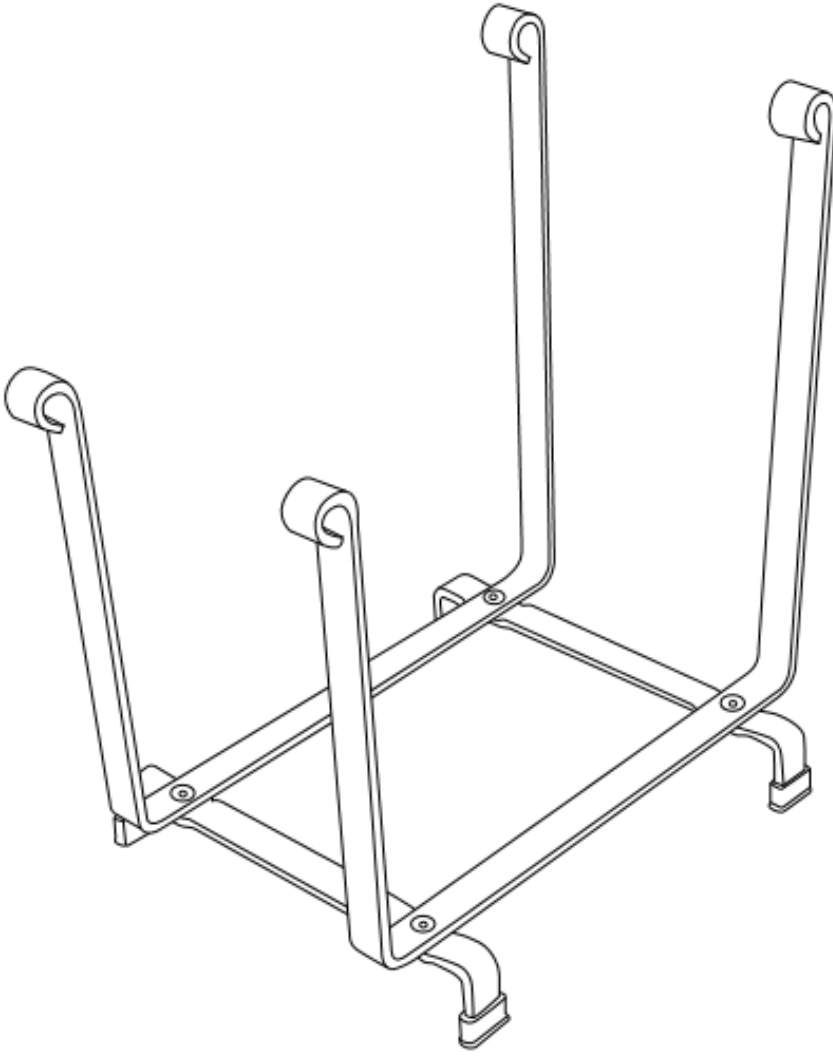




Hearth Log Rack

Owner's Manual



MPN: HRACK_H
SKU: 899909
UPC: 049008265813

 Titan Distributors Inc.
141 Eastley St. Ste. 113
Collierville, TN 38017

 1 800-605-8241

 info@titandistributorsinc.com

 www.titandistributorsinc.com

ASSEMBLY INSTRUCTION

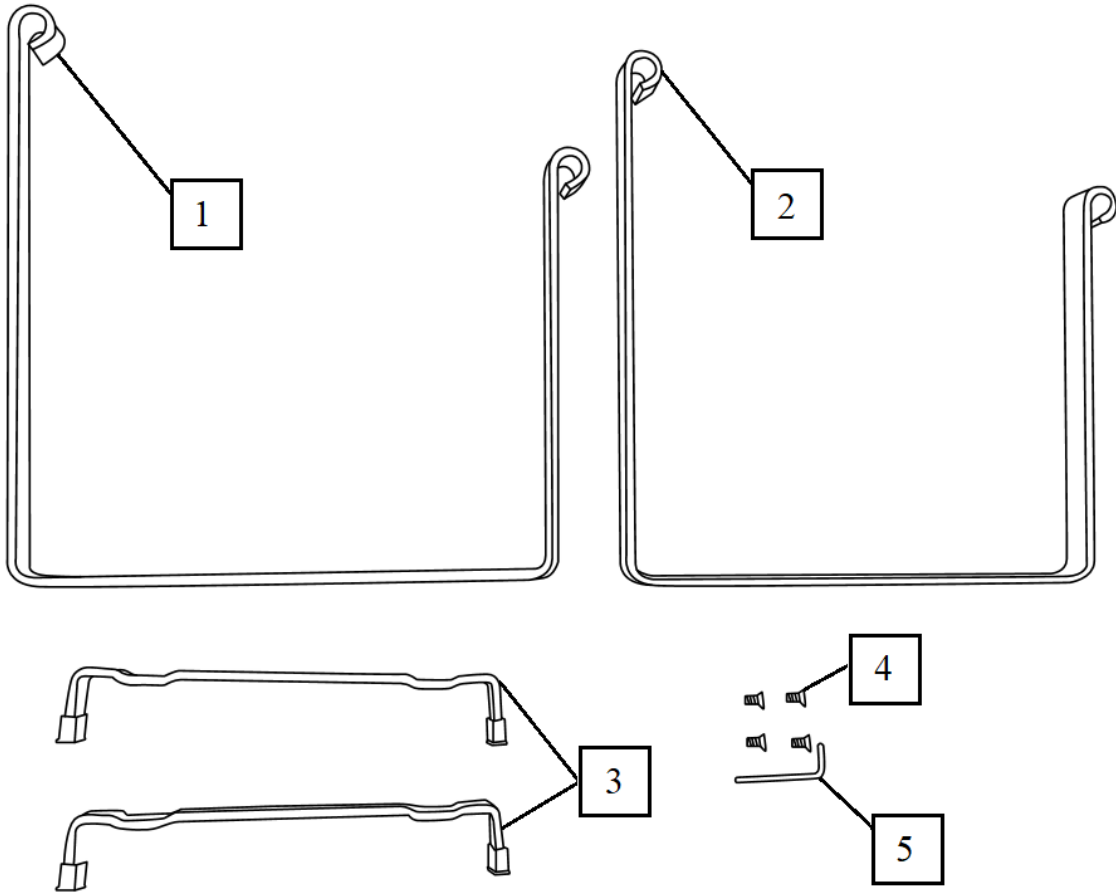
1. **Attach the *Left Rack (1)* to the *Legs (3)*:**

Attach the Left Rack (1) to the Legs (3) using the Allen Head Screws (4). Align a Leg (3) and the Left Rack (1) by the holes drilled through them, then screw an Allen Head Screw (4) through the hole until it is secure using the Allen Wrench (5). Repeat this process with the remaining Leg (3).

2. **Attach the *Right Rack (2)* to the *Legs (3)*:**

Attach the Right Rack (2) to the Legs (3) using the Allen Head Screws (4). Align a Leg (3) and the Right Rack (2) by the holes drilled through them, then screw an Allen Head Screw (4) through the hole until it is secure using the Allen Wrench (5). Repeat this process with the remaining Leg (3).

PARTS DIAGRAM



Part Number	Part Description	Quantity
1	Left Rack	1
2	Right Rack	1
3	Leg	2
4	Allen Head Screw	4
5	Allen Wrench	1




NEED HELP?
CONTACT US FIRST
1(800)-605-8241

info@titandistributorsinc.com / www.titandistributorsinc.com
Business hours: Monday - Friday • 8am - 5pm Central



Titan Distributors Inc.
141 Eastley St. Ste. 113
Collierville, TN 38017

 1 800-605-8241

 info@titandistributorsinc.com

 www.titandistributorsinc.com