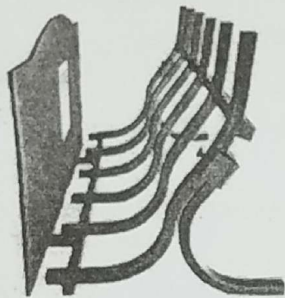




26" High Efficiency Log Grate with Back

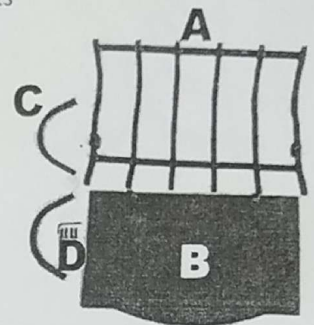
SKUs: 899938

Product Picture



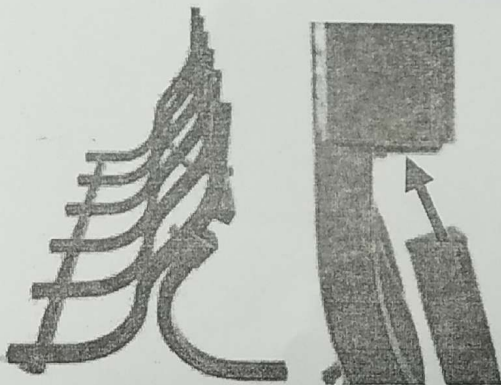
Parts

- A、 Log Grate x 1
- B、 Back x 1
- C、 Legs x 2
- D、 Hardware x 1




Taking all parts out and place them on flat ground carefully

1、 Place the log grate same as Figur 1 shown, take the supporting leg which has a hole into the socket , align holes of leg with holes of socket ,insert screws through holes of leg with holes of socket, hand tighten screws only until all screws are in place.(Figure 1)




4、 Tighten all the screws with Allen wrench. (Figure 4)




2、 Same assembling method for the other leg.


Notice: Hand tighten screws only, not fully tighten by wrench !
(Figure 2)



5、 Your Log Grate with Back is now ready for your fireplace use on a level non-combustible surface only .



3. Put the back facing up carefully, connect it with the log grate at bottom, hole to hole alignment, then insert the screw into holes from upward side, hand tighten only. Same way for the other connection please. (Figure 3)



WARNING:

- Do not use this unit on or near combustible surfaces or structures such as wood decks, dry leaves or grass, vinyl or wood siding, etc.
- Use on level, non-combustible surface only.
- Keep away from all combustible materials including gasoline and other flammable liquids and vapors.
- Never use flammable accelerants, such as: gasoline, alcohol, paint thinners, kerosene, etc. to start a fire. Serious injury or property damage could result.
- Steel parts will become hot when in use! Failure to wear protective gloves when handling may lead to injury.
- Always wear fire-resistant gloves when handling hot metal.
- Keep out of reach of children.
- Do not overfill or use to burn leaves or trash.
- Exercise the same care you would with an open fire.
- Never leave unit unattended while hot or in use.
- Completely extinguish fire before leaving.
- Ashes can remain hot for a long time after fire is extinguished.
- Dispose of cold ashes properly.



Titan Distributors Inc.
141 Eastley St. Ste. 113
Collierville, TN 38017

☎ 1 800-605-8241

✉ info@titandistributorsinc.com

🌐 www.titandistributorsinc.com